

PROPOSED DEVELOPMENT - BEMERGALS CONSTRUCTION P/L CHIMNEYS RIDGE - 7B DIGGINGS TERRACE THREDBO NSW 2625

Index

305-01-C	Entry Stair Plan - Existing
305-02-C	Entry Stair Plan - Proposed
305-03-C	Site / Location Plan

Alterations




PO Box 81 Jindabyne NSW 2627
m 0467 002814 e tzkpan@bigpond.net.au

General Notes

1. These drawings are copyright and shall remain the property of TZ Design Pty Ltd. Unauthorised amendment, retention, copying and use of these documents, in any form whatsoever, is strictly prohibited.
2. These drawings are to be read in conjunction with all other consultants documents.
3. All dimensions in millimetres unless noted otherwise. Figured dimensions are to be used in preference to scaling from drawings. Any discrepancies shall be immediately referred to TZ Design. Setting out of the works by the architectural drawings unless noted otherwise.
4. Contractor must verify all dimensions on site before commencing any work or making any shop drawings which must be approved before manufacture.
5. All workmanship and materials to comply with the Building Code of Australia, relevant Australian Standards, and the requirements of all associated authorities having jurisdiction over the works.
6. Refer to the specification. The specification forms part of these drawings.
7. These drawings are intended as a guide only. Whilst every care has been taken in the preparation of these documents, no liability is assumed for the material contained herein.
8. No warranty is given or implied as to the accuracy of the whole or any part.
9. These drawings form part of the proprietor's requirements for the design and construction of this project. The builder may vary the works described in these drawings with the prior approval of TZ Design.
10. Contractors should make their own investigations and satisfy themselves with respect to all aspects of the project, including existing conditions, adjoining properties and access to the site.

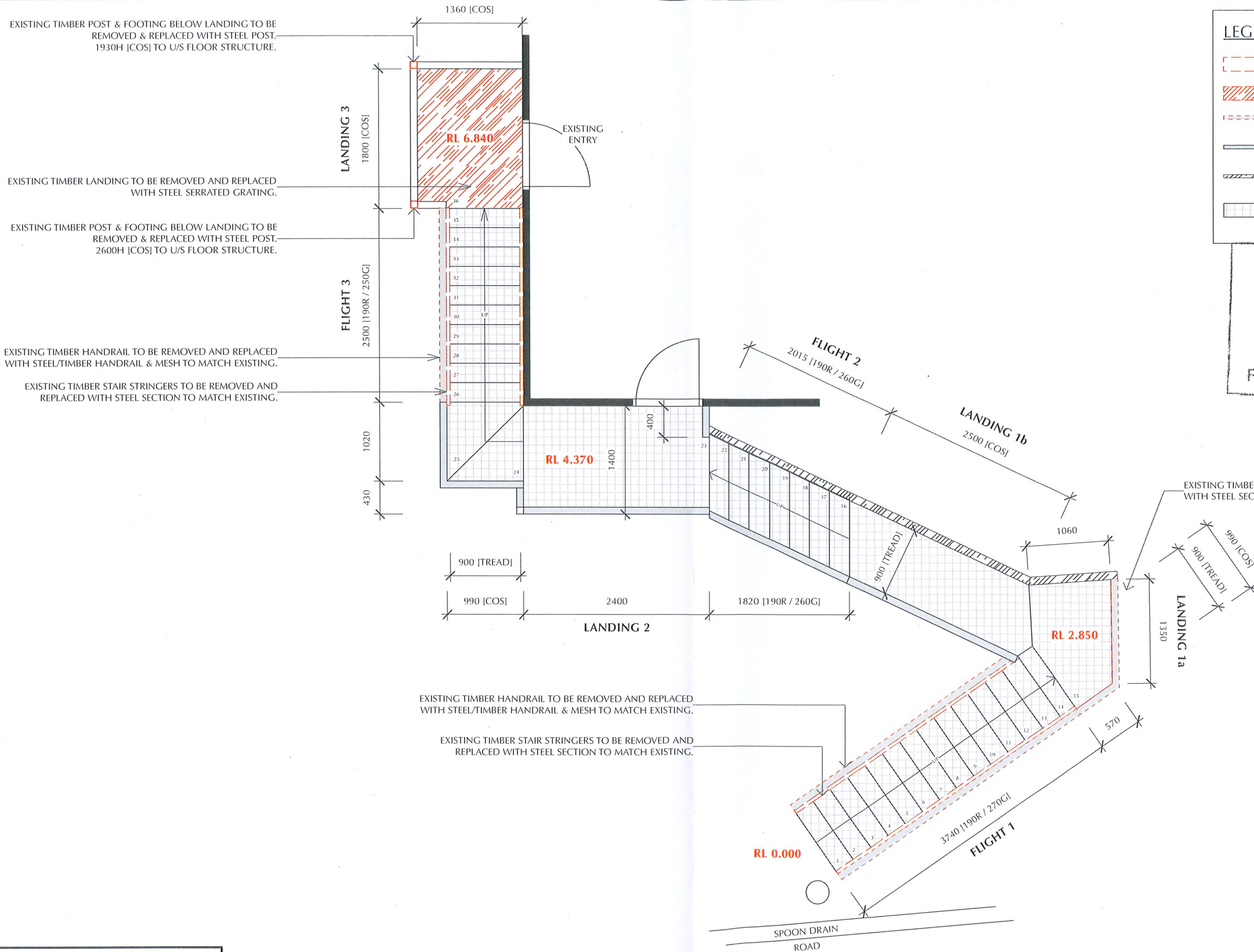
LEGEND

- EXISTING ITEMS TO BE DEMOLISHED / REMOVED.
- EXISTING TIMBER LANDING TO BE DEMOLISHED / REMOVED.
- EXISTING TIMBER HANDRAIL TO BE DEMOLISHED / REMOVED.
- EXISTING STEEL & TIMBER HANDRAIL TO REMAIN.
- EXISTING TIMBER SLEEPER RETAINING WALL TO REMAIN.
- EXISTING SERRATED GRATING TREADS & LANDINGS TO REMAIN.


**Planning,
Industry &
Environment**

19 MAR 2020

RECEIVED - JINDABYNE



EXISTING TIMBER POST & FOOTING BELOW LANDING TO BE REMOVED & REPLACED WITH STEEL POST. 1930H [COS] TO U/S FLOOR STRUCTURE.

EXISTING TIMBER LANDING TO BE REMOVED AND REPLACED WITH STEEL SERRATED GRATING.

EXISTING TIMBER POST & FOOTING BELOW LANDING TO BE REMOVED & REPLACED WITH STEEL POST. 2600H [COS] TO U/S FLOOR STRUCTURE.

EXISTING TIMBER HANDRAIL TO BE REMOVED AND REPLACED WITH STEEL/TIMBER HANDRAIL & MESH TO MATCH EXISTING.

EXISTING TIMBER STAIR STRINGERS TO BE REMOVED AND REPLACED WITH STEEL SECTION TO MATCH EXISTING.

EXISTING TIMBER HANDRAIL TO BE REMOVED AND REPLACED WITH STEEL/TIMBER HANDRAIL & MESH TO MATCH EXISTING.

EXISTING TIMBER STAIR STRINGERS TO BE REMOVED AND REPLACED WITH STEEL SECTION TO MATCH EXISTING.

EXISTING TIMBER SLEEPERS TO BE REPLACED WITH STEEL SECTION/MESH TO MATCH EXISTING.

Plans Approved

CLIENT SIGNATURE:

DATE:

1. Entry Stair Plan - Existing / Demolition

Contractor must verify all dimensions on site before commencing any work or making any shop drawings which must be approved before manufacture.

All dimensions in millimetres unless noted otherwise. Figured dimensions are to be used in preference to scaling from drawing.

This document is copyright and shall remain the property of TZ Design Pty Ltd.

Unauthorised amendment, retention, copying and use of this document, in any form whatsoever is prohibited.

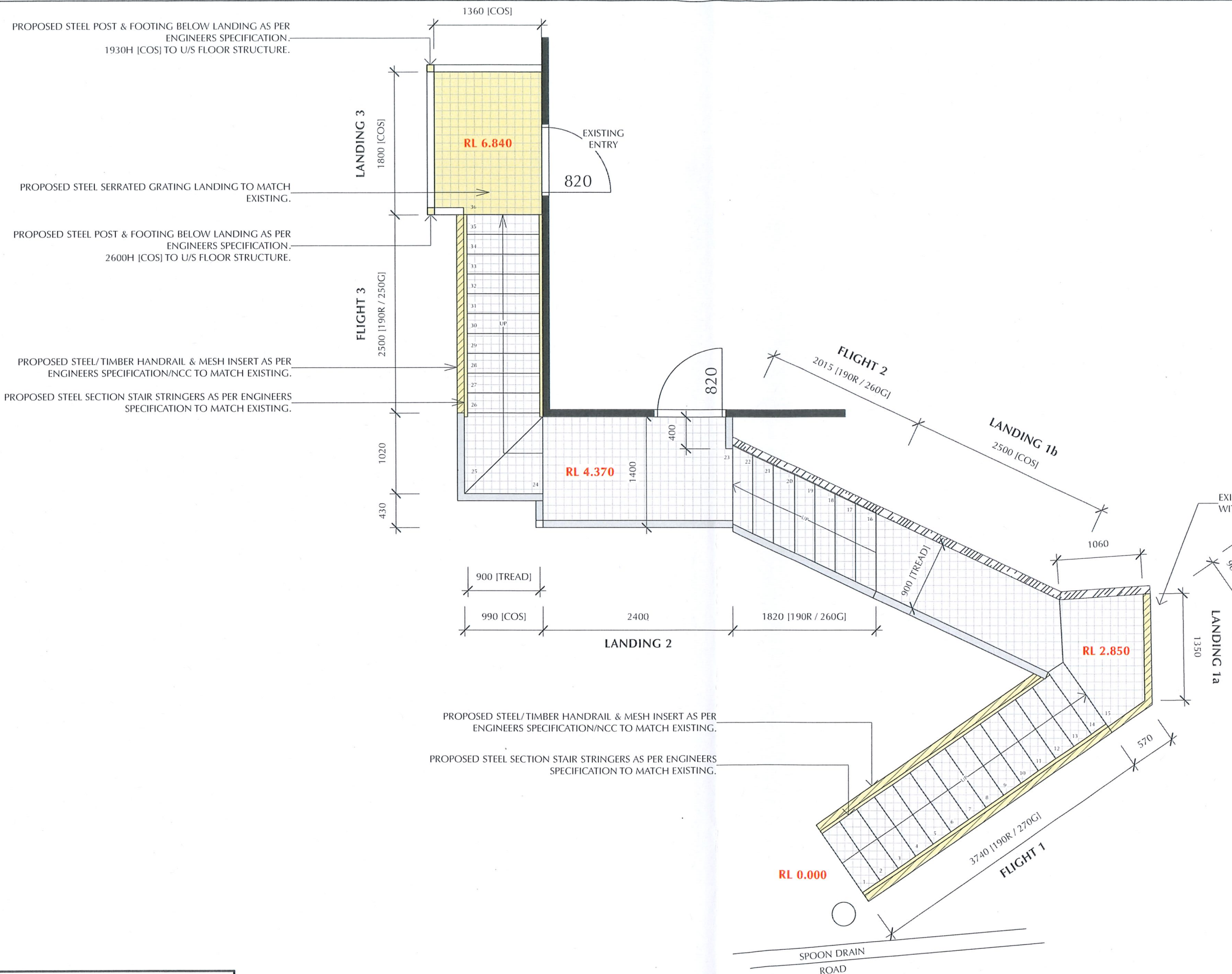
All workmanship and materials to comply with the Building Code of Australia and relevant Australian Standards.

Revisions:	
A Existing and proposed plans issued for review.	05.02.20
B Existing and proposed plans issued for Geotech Report.	21.02.20
C Site / Location Plan issued for DA.	11.03.20



PROPOSED DEVELOPMENT - ALTERATIONS
 BEMERGALS CONSTRUCTION P/L
 CHIMNEYS RIDGE
 [LOT 765 / DP 1119757]
 7B DIGGINGS TERRACE THREDBO NSW 2625

Drawing Title		Drawing No.		Revision	
ENTRY STAIR PLAN - EXISTING / DEMOLITION		305-01		C	
Date	Scale				
09.12.19	1:50 / A3				



PROPOSED STEEL POST & FOOTING BELOW LANDING AS PER ENGINEERS SPECIFICATION. 1930H [COS] TO U/S FLOOR STRUCTURE.

PROPOSED STEEL SERRATED GRATING LANDING TO MATCH EXISTING.

PROPOSED STEEL POST & FOOTING BELOW LANDING AS PER ENGINEERS SPECIFICATION. 2600H [COS] TO U/S FLOOR STRUCTURE.

PROPOSED STEEL/TIMBER HANDRAIL & MESH INSERT AS PER ENGINEERS SPECIFICATION/NCC TO MATCH EXISTING.

PROPOSED STEEL SECTION STAIR STRINGERS AS PER ENGINEERS SPECIFICATION TO MATCH EXISTING.

LEGEND

- PROPOSED WORKS.
- PROPOSED STEEL/TIMBER HANDRAIL WITH MESH INSERT TO MATCH EXISTING.
- PROPOSED STEEL SECTION STAIR STRINGERS TO MATCH EXISTING.
- EXISTING STEEL & TIMBER HANDRAIL TO REMAIN.
- EXISTING TIMBER SLEEPER RETAINING WALL TO REMAIN.
- PROPOSED SERRATED GRATING LANDING AS SELECTED.
- EXISTING SERRATED GRATING TREADS & LANDINGS TO REMAIN.

Planning, Industry & Environment
 19 MAR 2020
 RECEIVED - JINDABYNE

Plans Approved

CLIENT SIGNATURE:

DATE:

1. Entry Stair Plan - Proposed

Contractor must verify all dimensions on site before commencing any work or making any shop drawings which must be approved before manufacture. All dimensions in millimetres unless noted otherwise. Figured dimensions are to be used in preference to scaling from drawing. This document is copyright and shall remain the property of TZ Design Pty Ltd. Unauthorised amendment, retention, copying and use of this document, in any form whatsoever is prohibited. All workmanship and materials to comply with the Building Code of Australia and relevant Australian Standards.	Revisions: <table border="1" style="width: 100%; border-collapse: collapse;"> <tr> <td>A</td> <td>Existing and proposed plans issued for review.</td> <td>05.02.20</td> </tr> <tr> <td>B</td> <td>Existing and proposed plans issued for Geotech Report.</td> <td>21.02.20</td> </tr> <tr> <td>C</td> <td>Site / Location Plan issued for DA.</td> <td>11.03.20</td> </tr> </table>	A	Existing and proposed plans issued for review.	05.02.20	B	Existing and proposed plans issued for Geotech Report.	21.02.20	C	Site / Location Plan issued for DA.	11.03.20	 <small>75 Sunnyside Dr Jindabyne NSW 2625 m 0407 002814 e tzdesign@bigpond.net.au</small>	PROPOSED DEVELOPMENT - ALTERATIONS BEMERGALS CONSTRUCTION P/L CHIMNEYS RIDGE [LOT 765 / DP 1119757] 7B DIGGINGS TERRACE THREDBO NSW 2625	Drawing Title ENTRY STAIR PLAN - PROPOSED Date 09.12.19 Scale 1:50 / A3	Drawing No. Revision 305-02 C
A	Existing and proposed plans issued for review.	05.02.20												
B	Existing and proposed plans issued for Geotech Report.	21.02.20												
C	Site / Location Plan issued for DA.	11.03.20												



LOT 765 / DP 1119757
ALTERATIONS TO EXISTING EXTERNAL STAIRS

Plans Approved

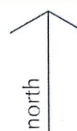
CLIENT SIGNATURE:

DATE:

1. Site / Location Plan

Contractor must verify all dimensions on site before commencing any work or making any shop drawings which must be approved before manufacture.
All dimensions in millimetres unless noted otherwise. Figured dimensions are to be used in preference to staking from drawing.
This document is copyright and shall remain the property of TZ Design Pty Ltd.
Unauthorised amendment, retention, copying, and use of this document, in any form whatsoever is prohibited.
All workmanship and materials to comply with the Building Code of Australia and relevant Australian Standards

Revisions:	
A Existing and proposed plans issued for review.	05.02.20
B Existing and proposed plans issued for Geotech Report.	21.02.20
C Site / Location Plan issued for DA.	11.03.20



75 Snowgrass Dr Jindabyne 1, PO Box 81 Jindabyne NSW 2627
m 0407 002814 e tzdesign@bigpond.net.au

PROPOSED DEVELOPMENT - ALTERATIONS
BEMERGALS CONSTRUCTION P/L
CHIMNEYS RIDGE
[LOT 765 / DP 1119757]
7B DIGGINGS TERRACE THREDBO NSW 2625

Drawing Title
SITE / LOCATION PLAN

Date
09.12.19

Scale
NOT TO SCALE

Drawing No. Revision
305-03 C